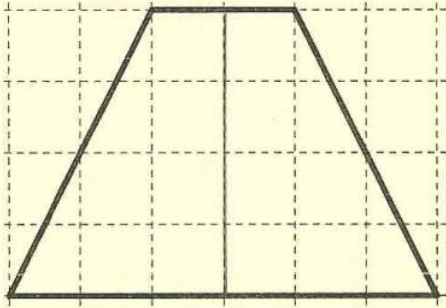


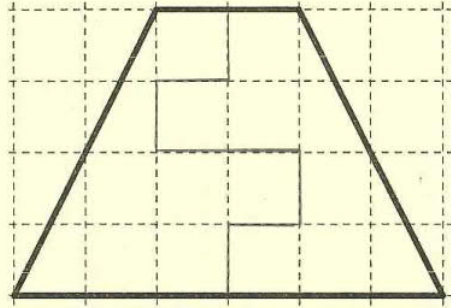
沙田崇真學校

姓名: 兒 (27) 班別: 4A

1. 把下列各圖形分割成 2 個形狀和大小都相同的圖形，在圖中加畫直線表示。(可以用 math learning center 的 free math app 輔助)

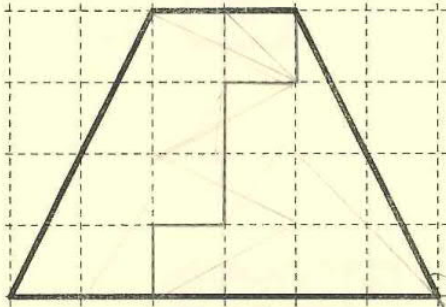


✓

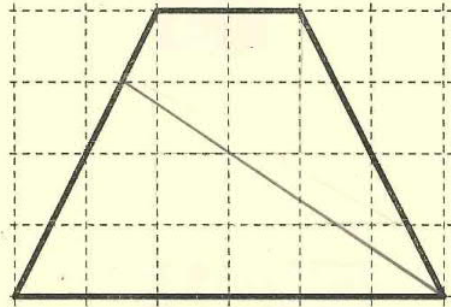


✗

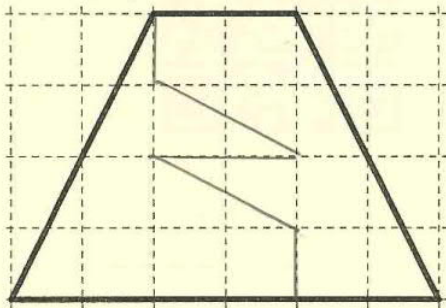
2. 把下列各圖形分割成 2 個大小都相同的圖形，在圖中加畫直線表示。



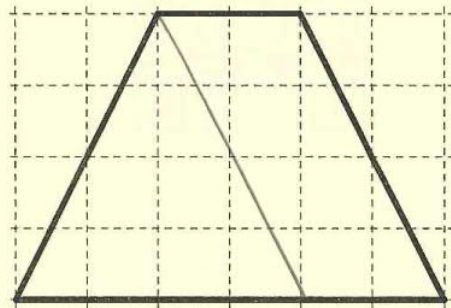
✓



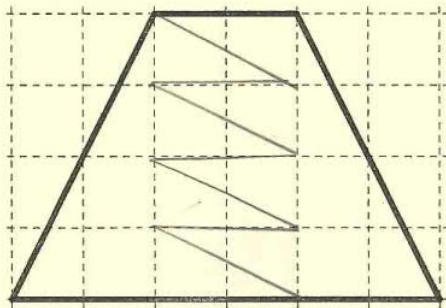
✗



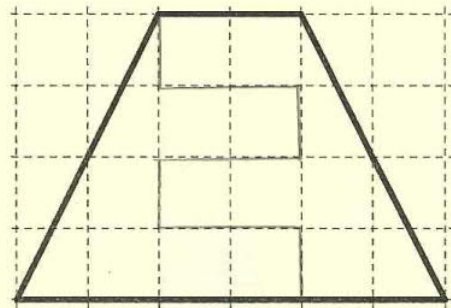
✓



✓



✓



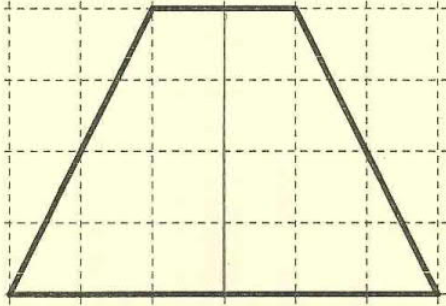
✓

2019/01/17

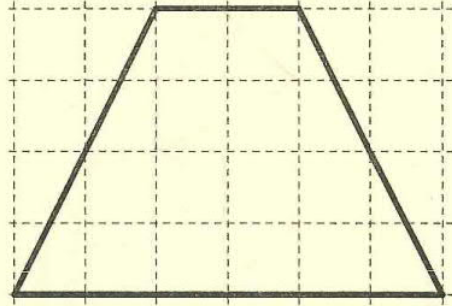
Quite Good!

姓名: 謝誠 (12) 班別: 4A

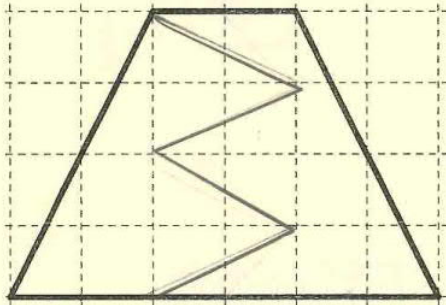
1. 把下列各圖形分割成 2 個形狀和大小都相同的圖形，在圖中加畫直線表示。(可以用 math learning center 的 free math app 輔助)



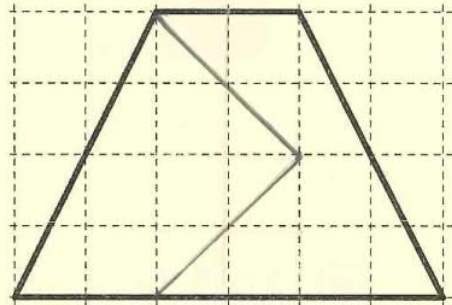
✓



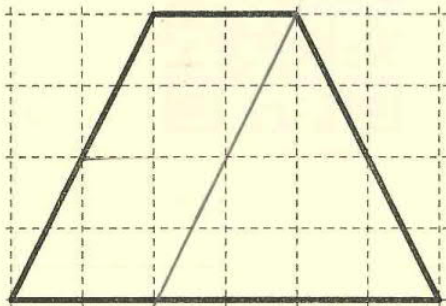
2. 把下列各圖形分割成 2 個大小都相同的圖形，在圖中加畫直線表示。



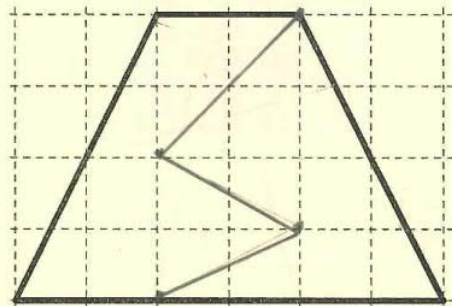
✓



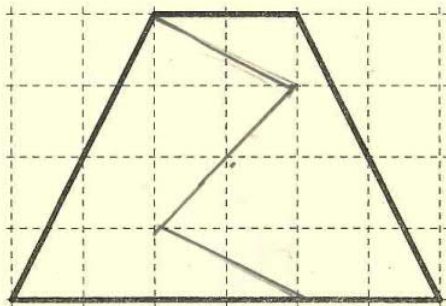
✓



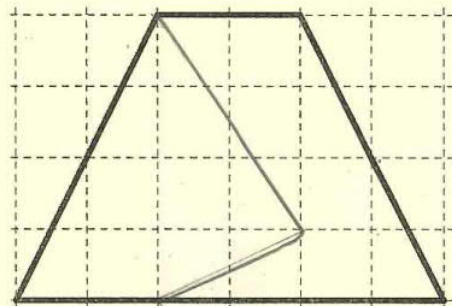
✓



✓



✓

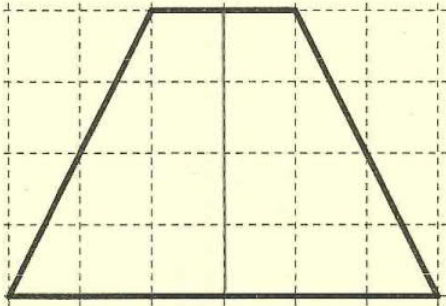


✓

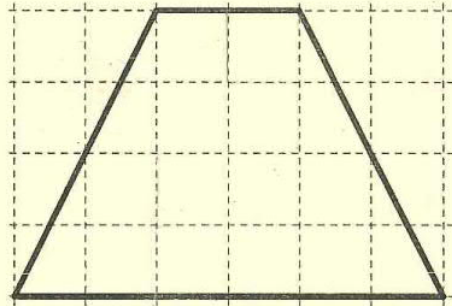
沙田崇真學校

姓名: 妍 (14) 班別: 4A

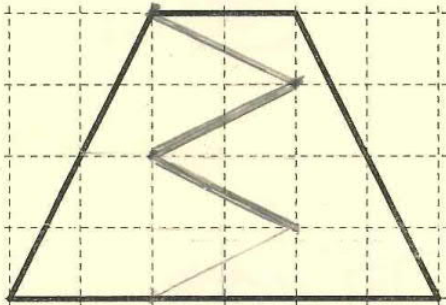
1. 把下列各圖形分割成 2 個形狀和大小都相同的圖形，在圖中加畫直線表示。(可以用 math learning center 的 free math app 輔助)



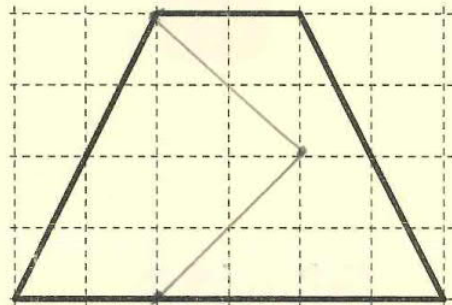
✓



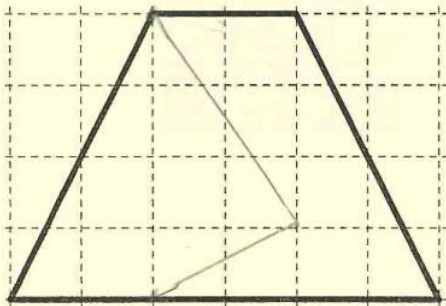
2. 把下列各圖形分割成 2 個大小都相同的圖形，在圖中加畫直線表示。



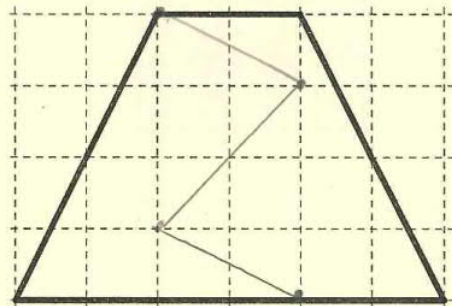
✓



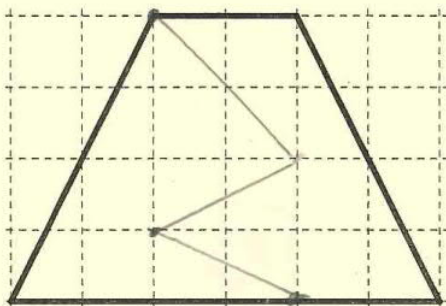
✓



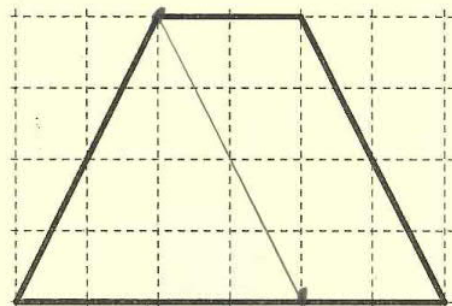
✓



✓



✓



✓

2019/01/17

Good!