
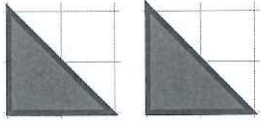


數學科 工作紙 圖形拼砌(一)


姓名：\_\_\_\_\_ ( ) 班別：\_\_\_\_\_ 日期：\_\_\_\_\_

利用 2 個相同等腰直角三角形，可以拼砌出甚麼圖形？


把結果記錄在下面的方格紙上，並在\_\_\_\_\_寫出拼砌後的圖形名稱。




(1) \_\_\_\_\_ 形



(2) \_\_\_\_\_ 形



(3) \_\_\_\_\_ 形





(4) \_\_\_\_\_ 形

數學科 工作紙 圖形拼砌(二)


姓名：\_\_\_\_\_ ( ) 班別：\_\_\_\_\_ 日期：\_\_\_\_\_

利用 3 個相同等腰直角三角形，可以拼砌出甚麼圖形？


把結果記錄在下面的方格紙上，並在\_\_\_\_\_寫出拼砌後的圖形名稱。




(1) \_\_\_\_\_ 形




(2) \_\_\_\_\_ 形




(3) \_\_\_\_\_ 形




(4) \_\_\_\_\_ 形




(5) \_\_\_\_\_ 形




(6) \_\_\_\_\_ 形




(7) \_\_\_\_\_ 形



(8) \_\_\_\_\_ 形



(9) \_\_\_\_\_ 形



(10) \_\_\_\_\_ 形